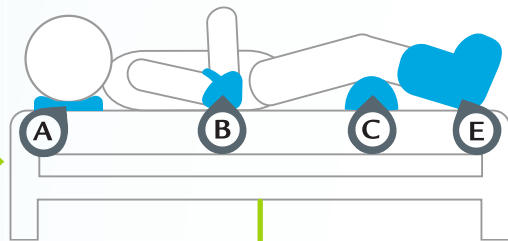


# Patient Positioning for Pressure Ulcer Prevention

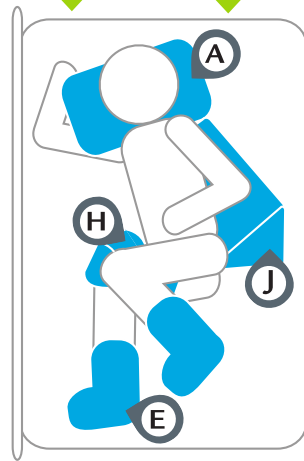
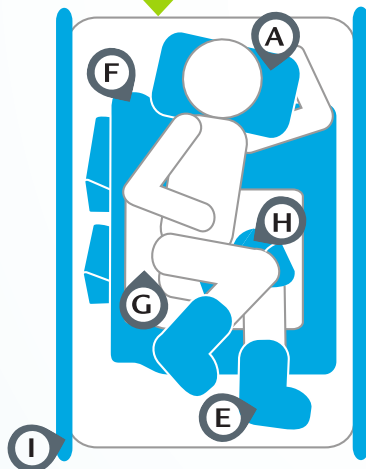
For our full SKU/Item # List, download our full product line catalog at:  
[www.positionhealth.com/products](http://www.positionhealth.com/products)

## HIGH RISK

Immobility

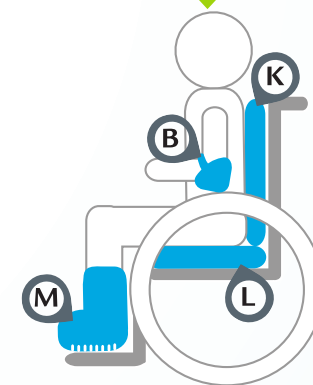
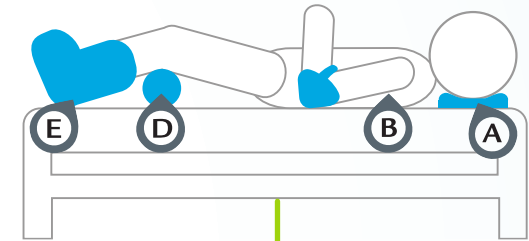


- A. Pillow
- B. Elbowlift® Pad
- C. 1/2 Roll (optional)
- D. Roll (optional)
- E. Heelift® Boots
- F. TurnAssist™ System
- G. Prevail® Underpad
- H. Knee Support
- I. Side Rail Protectors
- J. Positioning Wedge
- K. Back Support
- L. Wheelchair Cushion
- M. Heelift® AFO



## LOW RISK

Limited Mobility



800.254.5438 • 847.328.9540 • Fax 847.328.9561  
 info@walgreenhealthsolutions.com • www.walgreenhealthsolutions.com

| HEEL OFFLOADING BOOTS                               | Qty    | Item # | PATIENT TURNING SYSTEM                         | Qty    | Item # | WHEELCHAIR SEAT CUSHIONS                | Qty    | Item # |      |
|---|--------|--------|--|--------|--------|---|--------|--------|------|
| Heelift AFO Ultra - One Size with Lining + Wedge    | cs 6   | 5316   | TurnAssist Premium System - Full Set           | single | 1465   | Platinum Cushion - 16x16x3              | single | 0048   |      |
|   | cs 20  | 5798   |  | 5 sets | 1486   | Platinum Cushion - 18x18x3              | single | 0055   |      |
| Heelift Glide Ultra - Standard with Lining + Wedge  | cs 6   | 5217   | TurnAssist Premium System - Low Friction Sheet | 20 sht | 1493   | Platinum Cushion - 20x18x3              | single | 0062   |      |
|   | cs 24  | 5699   | TurnAssist System- Full Set                    | single | 1113   | Platinum Cushion - 20x20x3              | single | 0079   |      |
| Heelift Glide Ultra - Petite with Lining + Wedge    | cs 6   | 5897   |  | 5 sets | 1196   | Platinum Bariatric Cushion - 24x18x4.25 | single | 0017   |      |
|   | cs 24  | 5903   | TurnAssist System - Low Friction Sheet         | 20 sht | 1202   | Platinum Bariatric Cushion - 24x20x4.25 | single | 0024   |      |
| Heelift Glide Ultra - Bariatric with Lining + Wedge | cs 6   | 5996   | TurnAssist - 30° Wedge + Handles               | pair   | 1373   | Platinum Bariatric Cushion - 24x22x4.25 | single | 0031   |      |
|   | cs 12  | 6009   |  | 5 pair | 1219   | Gold Cushion - 16x16x3                  | single | 0086   |      |
| Heelift AFO - One Size - Smooth Interior            | cs 6   | 8591   | TurnAssist - Bariatric Full Set                | single | 1151   | Gold Cushion - 18x18x3                  | single | 0093   |      |
|   | cs 20  | 8690   |  | 5 sets | 1233   | Gold Cushion - 20x18x3                  | single | 0109   |      |
| Heelift AFO - One Size - Convoluted Interior        | cs 6   | 8607   | TurnAssist - Bariatric Low Friction Sheet      | 20 sht | 1240   | Gold Cushion - 20x20x3                  | single | 0116   |      |
|   | cs 20  | 8706   | TurnAssist- Bariatric 30° Wedge + Handles      | pair   | 3973   | Silver Cushion - 16x16x3                | single | 0123   |      |
| Heelift Glide - Standard - Smooth Interior          | cs 6   | 8126   |  | 5 pair | 1257   | Silver Cushion - 18x18x3                | single | 0130   |      |
|   | cs 24  | 8133   | Prevail® Nexus Underpad 30x36 for TurnAssist   | cs 40  | 1714   | Silver Cushion - 20x18x3                | single | 0147   |      |
| Heelift Glide - Petite - Smooth Interior            | cs 6   | 8188   | ELBOW/KNEE CUSHIONS                            | Qty    | Item # | Silver Cushion - 20x20x3                | single | 0154   |      |
|   | cs 24  | 8195   | Elbowlift Suspension Pad                       | cs 6   | 9031   | Bronze Cushion - 16x16x3                | single | 0178   |      |
| Heelift Glide - Bariatric - Smooth Interior         | cs 6   | 6184   |  | cs 12  | 9055   | Bronze Cushion - 16x18x3                | single | 0161   |      |
|   | cs 12  | 6580   | Knee Separator Cushion with Cover              | single | 4992   | Bronze Bariatric Cushion - 18x28x3      | single | 0178   |      |
| Heelift Glide - Standard - Convoluted Interior      | cs 6   | 8157   |  | cs 6   | 1622   | Economy 3 Cushion - 16x16x3             | single | 0246   |      |
|   | cs 24  | 8164   | POSITIONING ROLLS                              | Qty    | Item # | Economy 3 Cushion - 18x18x3             | single | 0253   |      |
| Heelift Glide - Petite - Convoluted Interior        | cs 6   | 6153   | 6" Positioning Roll with Cover - 6 x 18        | single | 0901   | Economy 3 Cushion - 20x18x3             | single | 0260   |      |
|   | cs 24  | 6160   | 6" Positioning Roll with Cover - 6 x 24        | single | 0918   | Economy 3 Cushion - 20x20x3             | single | 0277   |      |
| Heelift Classic - Smooth Interior - Standard        | cs 6   | 9949   | 8" Positioning Roll with Cover - 8x18          | single | 0925   | Economy 2 Cushion - 16x18x3             | single | 0215   |      |
|   | cs 24  | 9987   | 8" Positioning Roll with Cover - 8x24          | single | 0932   | Economy 2 Cushion - 16x16x3             | single | 0222   |      |
| Heelift Classic - Smooth Interior - Petite          | cs 6   | 9376   | 10" Positioning Roll with Cover - 10x18        | single | 0949   | Economy 1 Cushion - 16x18x3             | single | 0192   |      |
|   | cs 24  | 6283   | 10" Positioning Roll with Cover - 10x24        | single | 0956   | Economy 1 Cushion - 16x16x3             | single | 0208   |      |
| Heelift Classic - Smooth Interior - Bariatric       | cs 6   | 9079   | 18" Positioning Half-Round Roll SM             | single | 1007   | WHEELCHAIR BACK CUSHIONS                | Item # |        |      |
|   | cs 24  | 9086   | 18" Positioning Half-Round Roll MED            | single | 1021   | All Back Cushions Below are Singles     |        |        |      |
| Heelift Classic - Convoluted Interior - Standard    | cs 6   | 9932   | 18" Positioning Half-Round Roll LG             | single | 1045   | Active Contour Shell 16"                | 0321   | 0338   | 0345 |
|   | cs 24  | 9970   | 24" Positioning Half-Round Roll SM             | single | 1014   | Active Contour Shell 18"                | 0352   | 0369   | 0376 |
| Heelift Classic - Convoluted Interior - Petite      | cs 6   | 6665   | 24" Positioning Half-Round Roll MED            | single | 1038   | Active Contour Shell 20"                | 0383   | 0390   | 0413 |
|   | cs 24  | 6689   | 24" Positioning Half-Round Roll LG             | single | 1052   | Extra Deep Shell 16"                    | 0420   | 0437   | 0444 |
| Heelift Basic - Smooth Interior - Standard          | cs 2   | 5118   | POSITIONING WEDGES                             | Qty    | Item # | Extra Deep Shell 18"                    | 0451   | 0468   | 0475 |
|   | cs 6   | 5491   | 45° Positioning Wedge Foam - 7x24x7            | pair   | 1540   | Extra Deep Shell 20"                    | 0482   | 0499   | 0505 |
| WHEELCHAIR/BED PROTECTORS                           | Qty    | Item # | 45° Positioning Wedge Foam with Cover - 7x24x7 | pair   | 1557   | Economy Back Cushion - 16x18x2          | 0314   |        |      |
| Wheelchair Arm Rest Pad - 4x16                      | pair   | 0284   | 33° Positioning Wedge Foam - 6x24x9            | pair   | 1564   |   |        |        |      |
| Wheelchair Calf Panel Pad - 7x18                    | single | 0291   | 33° Positioning Wedge Foam with Cover - 6x24x9 | pair   | 1571   |   |        |        |      |
| Wheelchair Cascading Foot Plate Pad - 8x10          | pair   | 0307   | 20° Positioning Wedge Foam - 7x11x4            | pair   | 1588   |   |        |        |      |
| Bed Rail Protectors with Cover - 20x59x1            | pair   | 1106   | 20° Positioning Wedge Foam with Cover - 7x11x4 | pair   | 1595   |   |        |        |      |